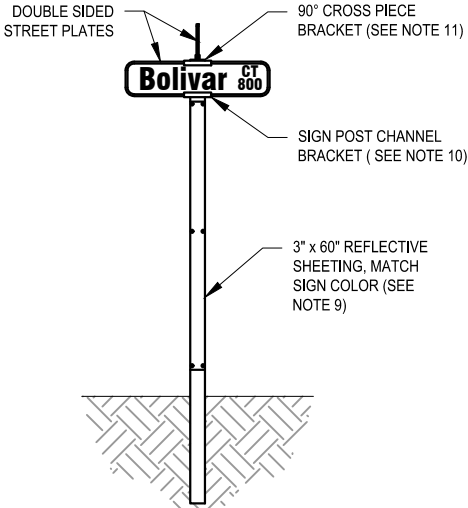
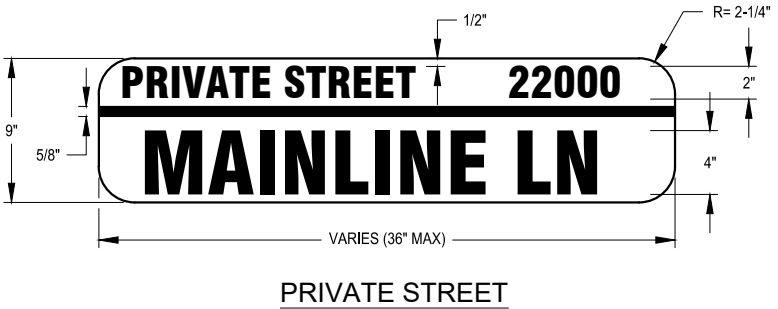
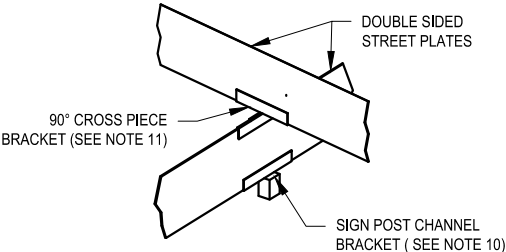


GENERAL NOTES:

- 1. THIS STANDARD PLAN IS TO BE USED AT ALL LOCAL/LOCAL AND LOCAL/PRIVATE INTERSECTIONS. FOR ARTERIAL INTERSECTIONS SEE STANDARD PLAN R-140
- 2. SIGNS SHALL MEET SPECIFICATIONS FOR FLAT PLATE ALUMINUM, 0.08" THICK, ALODINE 1200 OR EQUAL.
- 3. THE SIGN SURFACE SHALL BE WHITE LETTERS ON A GREEN BACKGROUND. LETTERS AND BACKGROUND SHALL BE HIGH INTENSITY RETRO-REFLECTIVE SHEETING.
- 4. LETTERS SHALL BE A BLOCK TYPE FONT.
- 5. THE ROADWAY LABEL MAY BE OMITTED FOR "STREET", "ROAD", AND "AVENUE". ALL OTHER ROADWAYS SHALL INCLUDE THE ABBREVIATED LABEL (I.E.: COURT - CT, PARKWAY - PKWY, ETC.) ROADWAY LABELS SHALL BE UPPERCASE.
- 6. SIGN INSTALLATION SHALL CONFORM TO THE CURRENT EDITION OF THE M.U.T.C.D.
- 7. SIGN POST INSTALLATION AND SIGN MOUNTING SHALL BE PER STANDARD PLAN R-139 SIGN & POST INSTALLATION.
- 8. SIGN PLATES ARE DOUBLE SIDED.
- 9. ALL SIGNS SHALL HAVE POST MOUNTED 3 INCH x 60 INCH REFLECTIVE SHEETING ON POST. COLOR SHALL MATCH SIGN.
- 10. STREET PLATE SHALL BE ATTACHED TO SIGN POST USING A STREET SIGN CHANNEL BRACKET WITH A 5.25 IN TO 5.50 IN RECEIVER FOR FLAT PLATES.
- 11. THE UPPER STREET PLATE SHALL BE ATTACHED TO LOWER STREET PLATE USING A 90° CROSS PIECE BRACKET WITH A 5.25 IN TO 5.50 IN RECEIVER FOR FLAT PLATES.



POST MOUNTED REFLECTIVE SHEETING



TYPICAL SIGN INSTALLATION
(DOUBLE SIDED PLATE MOUNTING)



APPROVED BY:

Robert B. Blegen
ROBERT B. BLEGEN, P.E.
PUBLIC WORKS DIRECTOR

STREET SIGNS
LOCAL
INTERSECTIONS
STANDARD PLAN NO.
R-141

PUBLICATION DATE:	03/2025
REVISION NO.:	01